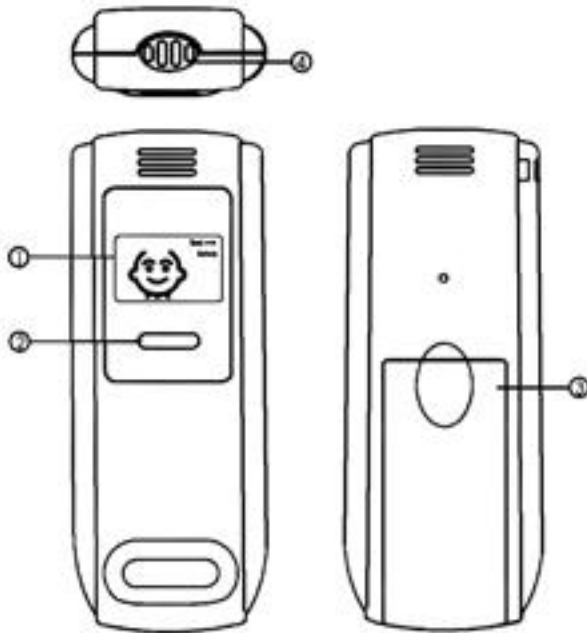


MC-6396 LCD Alcohol Level Tester



BREATH ALCOHOL TESTER WITH LCD DISPLAY P/N 6016396001

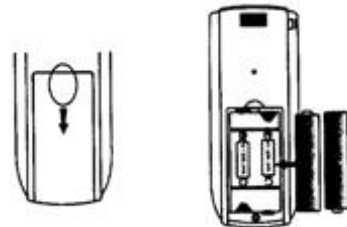
1. LCD
2. Power Button
3. Battery Compartment
4. Breath Inhaler

Features

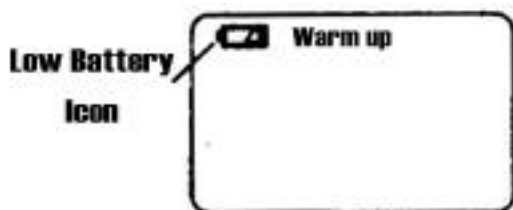
1. 3-step alcohol test step with audible alert.
2. LCD display.
3. Quick response and resume
4. Auto power off.
5. Low battery indication.
6. Uses 2 “AAA” alkaline batteries

Battery Installation

1. To open the battery compartment slide the lid at the back of the unit towards the bottom.
2. Insert two “AAA” (or UM-4) size alkaline batteries with correct polarity as indicated.
3. Replace the battery compartment lid.



Low battery indication



If the low battery indicator shows on the display screen please replace the two “AAA” batteries. (Use alkaline batteries only)

How to use the alcohol tester

Warm up




1. Press and hold the “Power” button for 1 second. The LCD display will turn on and the tester will beep once.
2. The “Warm-up” symbol will flash for 15-20 seconds indicating that the tester is in warm-up mode.

Note:


- If an error is detected during the warm-up cycle the tester will turn off automatically. Should this occur, press the power button and try again.
- When the unit is first removed from the packaging or if the alcohol tester hasn't been used for a long time it may have gas or other impurities on the alcohol sensor and may take longer to warm-up. In this case try pressing the power button several times to clean the alcohol sensor.

Testing alcohol concentration


1. When the warm-up is complete the “Test” symbol will be displayed to indicate that the tester is in testing mode.
2. Blow into the breath tester for 3-5 seconds.
3. Look at the test result in the LCD display.



A. The LCD will keep the primary format (“Safety” symbol) when the alcohol concentration is under 0.02% BAC (0.1mg/1 BRAC)



B. The “Caution” symbol is displayed when the alcohol concentration is 0.02% to 0.05% BAC (0.1mg/1 to 0.25/1 BRAC)



C. The “Danger “ symbol is displayed with the beep alert when the alcohol concentration is over 0.05% BAC (0.25mg/1 BRAC)

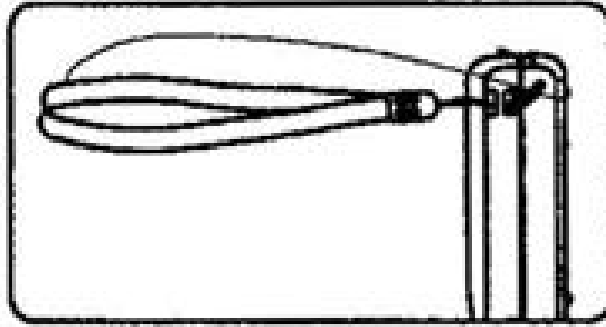
Note:

To obtain more accurate results the manufacturer recommends repeating the test 2 or 3 times.

Auto power off

Power will automatically turn off after the test lasts for about 25 seconds.

Fixing the hand strap



1. Insert the smaller loop into the hole in the housing.
2. Feed the longer loop through the eyelet and pull.

Backlight

When the tester is turned on, the LCD backlight will light until the tester automatically turns off.

Specifications

- * Sensor: advanced semiconductor oxide alcohol sensor
- * Measure Range: 0.00% - 0.1 BAC (0.00 - 0.50mg/1BRAC)
- * Test accuracy: 0.01 BAC (0.05 mg/1BRAC)
- * Power input: 2 x 1.5V "AAA" alkaline batteries
- * Operating time: warm-up: 10-15 seconds, response <5 seconds
- * Dimensions: 98 x 38 x 17.2 mm
- * Weight: 28g
- * Environmental temperature: 10C - 40C
- * Environmental humidity: 40% - 90%

Precautions

- For most accurate results it is recommended that you wait 20 minutes after your last drink to take the test. This is because it takes approximately 20 minutes for the alcohol to be absorbed into the blood from the digestive organs and for the residual alcohol remaining in the mouth to dissipate.
- For accurate results, do not repeat the next test within 3 minutes after the previous test.
- Do not smoke or eat for 20 minutes prior to testing.
- Do not use chemicals such as benzene, thinner or petrol to clean the tester.
- Do not blow liquid into the tester.
- Do not place the tester in a closed environment with contaminated air.
- Modifying or tampering with the unit internal components may cause a malfunction.
- The unit is designed as an aid to promote safe driving. It should not be used in anticipation of the use or operation of vehicles, machinery, or equipment. The unit makes no references whatsoever to blood alcohol content or other such measures of intoxication promulgated by government, medical or other agencies or bodies. The BAC results of the tester are for reference only, and the manufacturer assumes no legal responsibility for the results thereof.
- Each individual's body responds differently to alcohol. A person may become too impaired to drive at a point below the legal blood alcohol limit.